

SAFETY DATA SHEETS

This SDS packet was issued with item:

077218290

The safety data sheets (SDS) in this packet apply to the individual products listed below. Please refer to invoice for specific item number(s).

077217920

The safety data sheets (SDS) in this packet apply to one or more components included in the items listed below. Items listed below may require one or more SDS. Please refer to invoice for specific item number(s).

077217904 077217912

ParaCore

Coltène/Whaledent AG

Version No: 1.1

Safety Data Sheet according to WHMIS 2015 requirements

Issue Date: **12/04/2022**

Print Date: **26/05/2022**

L.GHS.CAN.EN

SECTION 1 Identification

Product Identifier

Product name	ParaCore
Chemical Name	Not Applicable
Synonyms	Not Available
Chemical formula	Not Applicable
Other means of identification	Not Available

Recommended use of the chemical and restrictions on use

Relevant identified uses	Medical device, for dental use only
--------------------------	-------------------------------------

Name, address, and telephone number of the chemical manufacturer, importer, or other responsible party

Registered company name	Coltène/Whaledent AG
Address	Feldwiesenstrasse 20 Altstätten CH-9450 Switzerland
Telephone	+41 (71) 75 75 300
Fax	+41 (71) 75 75 301
Website	www.coltene.com
Email	msds@coltene.com

Emergency phone number

Association / Organisation	CHEMWATCH EMERGENCY RESPONSE
Emergency telephone numbers	+1 867 670 2867
Other emergency telephone numbers	+61 3 9573 3188

Once connected and if the message is not in your preferred language then please dial 01

Une fois connecté et si le message n'est pas dans votre langue préférée alors s'il vous plaît cadran 07

SECTION 2 Hazard(s) identification

Classification of the substance or mixture

NFPA 704 diamond



Note: The hazard category numbers found in GHS classification in section 2 of this SDSs are NOT to be used to fill in the NFPA 704 diamond. Blue = Health Red = Fire Yellow = Reactivity White = Special (Oxidizer or water reactive substances)



Classification	Serious Eye Damage/Eye Irritation Category 2A, Hazardous to the Aquatic Environment Long-Term Hazard Category 2, Specific Target Organ Toxicity - Single Exposure (Respiratory Tract Irritation) Category 3, Skin Corrosion/Irritation Category 2, Sensitisation (Skin) Category 1
-----------------------	--

Label elements

Hazard pictogram(s)	
----------------------------	--

Signal word	Warning
--------------------	----------------

Hazard statement(s)

H319	Causes serious eye irritation.
H411	Toxic to aquatic life with long lasting effects.
H335	May cause respiratory irritation.
H315	Causes skin irritation.
H317	May cause an allergic skin reaction.

Physical and Health hazard(s) not otherwise classified

Not Applicable

Precautionary statement(s) Prevention

P271	Use in a well-ventilated area.
P280	Wear protective gloves, protective clothing, eye protection and face protection.
P261	Avoid breathing mist/vapours/spray.
P273	Avoid release to the environment.
P264	Wash all exposed external body areas thoroughly after handling.
P272	Contaminated work clothing should not be allowed out of the workplace.

Precautionary statement(s) Response

P302+P352	IF ON SKIN: Wash with plenty of water and soap.
P305+P351+P338	IF IN EYES: Rinse cautiously with water for several minutes. Remove contact lenses, if present and easy to do. Continue rinsing.
P312	Call a POISON CENTER/doctor/physician/first aider/if you feel unwell.
P333+P313	If skin irritation or rash occurs: Get medical advice/attention.
P337+P313	If eye irritation persists: Get medical advice/attention.
P362+P364	Take off contaminated clothing and wash it before reuse.
P391	Collect spillage.
P304+P340	IF INHALED: Remove person to fresh air and keep comfortable for breathing.

Precautionary statement(s) Storage

P405	Store locked up.
P403+P233	Store in a well-ventilated place. Keep container tightly closed.

Precautionary statement(s) Disposal

P501	Dispose of contents/container to authorised hazardous or special waste collection point in accordance with any local regulation.
-------------	--

Not Applicable

SECTION 3 Composition / information on ingredients

Substances

See section below for composition of Mixtures

Mixtures

CAS No	%[weight]	Name
3290-92-4	5-15	<u>trimethylolpropane trimethacrylate</u>
72869-86-4*	5-15	<u>diurethane dimethacrylate</u>
7681-49-4	<1	<u>sodium fluoride</u>
94-36-0	<1	<u>dibenzoyl peroxide</u>
1565-94-2*	5-15	<u>bisphenol A glycidylmethacrylate</u>
109-16-0*	1-5	<u>triethylene glycol dimethacrylate</u>

SECTION 4 First-aid measures

Description of first aid measures

Eye Contact	<p>If this product comes in contact with the eyes:</p> <ul style="list-style-type: none"> ▶ Wash out immediately with fresh running water. ▶ Ensure complete irrigation of the eye by keeping eyelids apart and away from eye and moving the eyelids by occasionally lifting the upper and lower lids. ▶ Seek medical attention without delay; if pain persists or recurs seek medical attention. ▶ Removal of contact lenses after an eye injury should only be undertaken by skilled personnel.
Skin Contact	<p>If skin contact occurs:</p> <ul style="list-style-type: none"> ▶ Immediately remove all contaminated clothing, including footwear. ▶ Flush skin and hair with running water (and soap if available). ▶ Seek medical attention in event of irritation.
Inhalation	<ul style="list-style-type: none"> ▶ If fumes or combustion products are inhaled remove from contaminated area. ▶ Lay patient down. Keep warm and rested. ▶ Prostheses such as false teeth, which may block airway, should be removed, where possible, prior to initiating first aid procedures. ▶ Apply artificial respiration if not breathing, preferably with a demand valve resuscitator, bag-valve mask device, or pocket mask as trained. Perform CPR if necessary. ▶ Transport to hospital, or doctor, without delay.
Ingestion	<ul style="list-style-type: none"> ▶ Immediately give a glass of water. ▶ First aid is not generally required. If in doubt, contact a Poisons Information Centre or a doctor.

Indication of any immediate medical attention and special treatment needed

Treat symptomatically.

SECTION 5 Fire-fighting measures

Extinguishing media

- ▶ Foam.
- ▶ Dry chemical powder.
- ▶ BCF (where regulations permit).
- ▶ Carbon dioxide.
- ▶ Water spray or fog - Large fires only.

Special hazards arising from the substrate or mixture

Fire Incompatibility	<ul style="list-style-type: none"> ▶ Avoid contamination with oxidising agents i.e. nitrates, oxidising acids, chlorine bleaches, pool chlorine etc. as ignition may result
-----------------------------	--

Special protective equipment and precautions for fire-fighters

Fire Fighting	<ul style="list-style-type: none"> ▶ Alert Fire Brigade and tell them location and nature of hazard. ▶ Wear full body protective clothing with breathing apparatus. ▶ Prevent, by any means available, spillage from entering drains or water course. ▶ Fight fire from a safe distance, with adequate cover. ▶ If safe, switch off electrical equipment until vapour fire hazard removed. ▶ Use water delivered as a fine spray to control the fire and cool adjacent area. ▶ Avoid spraying water onto liquid pools. ▶ Do not approach containers suspected to be hot. ▶ Cool fire exposed containers with water spray from a protected location.
----------------------	---

ParaCore

	<ul style="list-style-type: none"> ▸ If safe to do so, remove containers from path of fire.
Fire/Explosion Hazard	<p>Combustible. Will burn if ignited. Combustion products include:</p> <ul style="list-style-type: none"> , carbon monoxide (CO) , carbon dioxide (CO₂) , nitrogen oxides (NO_x) , other pyrolysis products typical of burning organic material. <p>May emit poisonous fumes. May emit corrosive fumes.</p>

SECTION 6 Accidental release measures

Personal precautions, protective equipment and emergency procedures

See section 8

Environmental precautions

See section 12

Methods and material for containment and cleaning up

Minor Spills	<p>Environmental hazard - contain spillage.</p> <ul style="list-style-type: none"> ▸ Clean up all spills immediately. ▸ Avoid contact with skin and eyes. ▸ Wear impervious gloves and safety goggles. ▸ Trowel up/scrape up. ▸ Place spilled material in clean, dry, sealed container. ▸ Flush spill area with water.
Major Spills	<p>Environmental hazard - contain spillage. Minor hazard.</p> <ul style="list-style-type: none"> ▸ Clear area of personnel. ▸ Alert Fire Brigade and tell them location and nature of hazard. ▸ Control personal contact with the substance, by using protective equipment as required. ▸ Prevent spillage from entering drains or water ways. ▸ Contain spill with sand, earth or vermiculite. ▸ Collect recoverable product into labelled containers for recycling. ▸ Absorb remaining product with sand, earth or vermiculite and place in appropriate containers for disposal. ▸ Wash area and prevent runoff into drains or waterways. ▸ If contamination of drains or waterways occurs, advise emergency services.

Personal Protective Equipment advice is contained in Section 8 of the SDS.

SECTION 7 Handling and storage

Precautions for safe handling

Safe handling	<ul style="list-style-type: none"> ▸ Wear protective clothing when risk of exposure occurs. ▸ Use in a well-ventilated area. ▸ Prevent concentration in hollows and sumps. ▸ Avoid contact with incompatible materials. ▸ When handling, DO NOT eat, drink or smoke. ▸ Keep containers securely sealed when not in use. ▸ Avoid physical damage to containers. ▸ Always wash hands with soap and water after handling. ▸ Work clothes should be laundered separately. Launder contaminated clothing before re-use. ▸ Use good occupational work practice. ▸ Observe manufacturer's storage and handling recommendations contained within this SDS. ▸ Atmosphere should be regularly checked against established exposure standards to ensure safe working conditions are maintained.
Other information	<ul style="list-style-type: none"> ▸ Store in original containers. ▸ Keep containers securely sealed. ▸ Store in a cool, dry, well-ventilated area. ▸ Store away from incompatible materials and foodstuff containers. ▸ Protect containers against physical damage and check regularly for leaks.

ParaCore

► Observe manufacturer's storage and handling recommendations contained within this SDS.

Conditions for safe storage, including any incompatibilities

Suitable container	<p>Recommended storage temperature: 4 - 8 °C</p> <ul style="list-style-type: none"> ► Metal can or drum ► Packaging as recommended by manufacturer. ► Check all containers are clearly labelled and free from leaks.
Storage incompatibility	<p>for multifunctional acrylates:</p> <ul style="list-style-type: none"> ► Avoid exposure to free radical initiators (peroxides, persulfates) , iron, rust, oxidisers, and strong acids and strong bases. ► Avoid heat, flame, sunlight, X-rays or ultra-violet radiation. ► Storage beyond expiration date, may initiate polymerisation. Polymerisation of large quantities may be violent (even explosive)

SECTION 8 Exposure controls / personal protection

Control parameters

Occupational Exposure Limits (OEL)

INGREDIENT DATA

Source	Ingredient	Material name	TWA	STEL	Peak	Notes
Canada - Yukon Permissible Concentrations for Airborne Contaminant Substances	sodium fluoride	Fluoride (as F)	2.5 mg/m3	2.5 mg/m3	Not Available	Not Available
Canada - Nova Scotia Occupational Exposure Limits	sodium fluoride	Fluorides (as F)	2.5 mg/m3	Not Available	Not Available	TLV Basis: bone damage; fluorosis. BEI
Canada - Alberta Occupational Exposure Limits	sodium fluoride	Fluorides, as F	2.5 mg/m3	Not Available	Not Available	Not Available
Canada - Saskatchewan Occupational Health and Safety Regulations - Contamination Limits	sodium fluoride	Fluoride, (as F)	2.5 mg/m3	5 mg/m3	Not Available	Not Available
Canada - Manitoba Occupational Exposure Limits	sodium fluoride	Not Available	2.5 mg/m3	Not Available	Not Available	TLV® Basis: Bone dam; fluorosis; BEI
Canada - British Columbia Occupational Exposure Limits	sodium fluoride	Fluorides (as F)	2.5 mg/m3	Not Available	Not Available	Not Available
Canada - Prince Edward Island Occupational Exposure Limits	sodium fluoride	Fluorides, as F	2.5 mg/m3	Not Available	Not Available	TLV® Basis: Bone dam; fluorosis; BEI
Canada - Northwest Territories Occupational Exposure Limits	sodium fluoride	Fluoride, (as F)	2.5 mg/m3	5 mg/m3	Not Available	Not Available
Canada - Quebec Permissible Exposure Values for Airborne Contaminants	sodium fluoride	Fluorides (as F)	2.5 mg/m3	Not Available	Not Available	Not Available
Canada - Yukon Permissible Concentrations for Airborne Contaminant Substances	dibenzoyl peroxide	Benzoyl peroxide	5 mg/m3	5 mg/m3	Not Available	Not Available
Canada - Nova Scotia Occupational Exposure Limits	dibenzoyl peroxide	Benzoyl peroxide	5 mg/m3	Not Available	Not Available	TLV Basis: upper respiratory tract & skin irritation
Canada - Alberta Occupational Exposure Limits	dibenzoyl peroxide	Benzoyl peroxide	5 mg/m3	Not Available	Not Available	Not Available
Canada - Saskatchewan Occupational Health and Safety Regulations - Contamination Limits	dibenzoyl peroxide	Benzoyl peroxide	5 mg/m3	10 mg/m3	Not Available	Not Available
Canada - Manitoba Occupational Exposure	dibenzoyl peroxide	Not Available	5 mg/m3	Not Available	Not Available	TLV® Basis: URT & skin irr

ParaCore

Source	Ingredient	Material name	TWA	STEL	Peak	Notes
Limits						
Canada - British Columbia Occupational Exposure Limits	dibenzoyl peroxide	Benzoyl peroxide	5 mg/m3	Not Available	Not Available	Not Available
Canada - Prince Edward Island Occupational Exposure Limits	dibenzoyl peroxide	Benzoyl peroxide	5 mg/m3	Not Available	Not Available	TLV® Basis: URT & skin irr
Canada - Ontario Occupational Exposure Limits	dibenzoyl peroxide	Particles (Insoluble or Poorly Soluble) Not Otherwise Specified (PNOS) (Respirable fraction)	3 mg/m3	Not Available	Not Available	(R) Respirable fraction: means that size fraction of the airborne particulate deposited in the gas-exchange region of the respiratory tract and collected during air sampling with a particle size-selective device that, (a) meets the ACGIH particle size-selective sampling criteria for airborne particulate matter; and (b) has the cut point of 4 µm at 50 per cent collection efficiency.
Canada - Ontario Occupational Exposure Limits	dibenzoyl peroxide	Particles (Insoluble or Poorly Soluble) Not Otherwise Specified (PNOS) (Inhalable fraction)	10 mg/m3	Not Available	Not Available	(I) Inhalable fraction: means that size fraction of the airborne particulate deposited anywhere in the respiratory tract and collected during air sampling with a particle size-selective device that, (a) meets the ACGIH particle size-selective sampling criteria for airborne particulate matter; and (b) has the cut point of 100 µm at 50 per cent collection efficiency.
Canada - Northwest Territories Occupational Exposure Limits	dibenzoyl peroxide	Benzoyl peroxide	5 mg/m3	10 mg/m3	Not Available	Not Available
Canada - Quebec Permissible Exposure Values for Airborne Contaminants	dibenzoyl peroxide	Benzoyl peroxide	5 mg/m3	Not Available	Not Available	Not Available

Emergency Limits

Ingredient	TEEL-1	TEEL-2	TEEL-3
diurethane dimethacrylate	120 mg/m3	1,300 mg/m3	7,900 mg/m3
sodium fluoride	17 mg/m3	90 mg/m3	1,100 mg/m3
dibenzoyl peroxide	15 mg/m3	1,200 mg/m3	7,000 mg/m3
triethylene glycol dimethacrylate	33 mg/m3	360 mg/m3	2,100 mg/m3

Ingredient	Original IDLH	Revised IDLH
trimethylolpropane trimethacrylate	Not Available	Not Available
diurethane dimethacrylate	Not Available	Not Available
sodium fluoride	250 mg/m3	Not Available
dibenzoyl peroxide	1,500 mg/m3	Not Available
bisphenol A glycidylmethacrylate	Not Available	Not Available
triethylene glycol dimethacrylate	Not Available	Not Available

Occupational Exposure Banding

Ingredient	Occupational Exposure Band Rating	Occupational Exposure Band Limit
trimethylolpropane trimethacrylate	E	≤ 0.1 ppm
diurethane dimethacrylate	E	≤ 0.1 ppm
bisphenol A glycidylmethacrylate	E	≤ 0.1 ppm
triethylene glycol dimethacrylate	E	≤ 0.1 ppm

Notes:

Occupational exposure banding is a process of assigning chemicals into specific categories or bands based on a chemical's potency and the adverse health outcomes associated with exposure. The output of this process is an occupational exposure band (OEB), which corresponds to a range of exposure concentrations that are expected to protect worker health.

MATERIAL DATA

CEL TWA: 1 mg/m³ [compare WEEL-TWA* for multifunctional acrylates (MFAs)]

(CEL = Chemwatch Exposure Limit)

Exposure to MFAs has been reported to cause contact dermatitis in humans and serious eye injury in laboratory animals. Exposure to some MFA-resin containing aerosols has also been reported to cause dermatitis. As no assessment of the possible effects of long-term exposure to aerosols was found, a conservative Workplace Environmental Exposure Level (WEEL) was suggested by the American Industrial Hygiene Association (AIHA).

These exposure guidelines have been derived from a screening level of risk assessment and should not be construed as unequivocally safe limits. ORGS represent an 8-hour time-weighted average unless specified otherwise.

CR = Cancer Risk/10000; UF = Uncertainty factor:

TLV believed to be adequate to protect reproductive health:

LOD: Limit of detection

Toxic endpoints have also been identified as:

D = Developmental; R = Reproductive; TC = Transplacental carcinogen

Jankovic J., Drake F.: A Screening Method for Occupational Reproductive






American Industrial Hygiene Association Journal 57: 641-649 (1996)

For benzoyl peroxide:

The recommendation for the TLV-TWA is based on the absence of subjective symptoms of irritation of the nose and throat in humans exposed to 5.25 mg/m³.

Whether this is sufficiently low to prevent cumulative effects in man is not known.

Exposure controls

Appropriate engineering controls	Engineering controls are used to remove a hazard or place a barrier between the worker and the hazard. Well-designed engineering controls can be highly effective in protecting workers and will typically be independent of worker interactions to provide this high level of protection.	
	The basic types of engineering controls are:	
	Process controls which involve changing the way a job activity or process is done to reduce the risk.	
	Enclosure and/or isolation of emission source which keeps a selected hazard "physically" away from the worker and ventilation that strategically "adds" and "removes" air in the work environment. Ventilation can remove or dilute an air contaminant if designed properly. The design of a ventilation system must match the particular process and chemical or contaminant in use.	
	Employers may need to use multiple types of controls to prevent employee overexposure.	
	General exhaust is adequate under normal operating conditions. Local exhaust ventilation may be required in special circumstances. If risk of overexposure exists, wear approved respirator. Supplied-air type respirator may be required in special circumstances. Correct fit is essential to ensure adequate protection. Provide adequate ventilation in warehouses and enclosed storage areas. Air contaminants generated in the workplace possess varying "escape" velocities which, in turn, determine the "capture velocities" of fresh circulating air required to effectively remove the contaminant.	
	Type of Contaminant:	Air Speed:
	solvent, vapours, degreasing etc., evaporating from tank (in still air).	0.25-0.5 m/s (50-100 f/min)
	aerosols, fumes from pouring operations, intermittent container filling, low speed conveyer transfers, welding, spray drift, plating acid fumes, pickling (released at low velocity into zone of active generation)	0.5-1 m/s (100-200 f/min.)
	direct spray, spray painting in shallow booths, drum filling, conveyer loading, crusher dusts, gas discharge (active generation into zone of rapid air motion)	1-2.5 m/s (200-500 f/min.)
Personal protection	grinding, abrasive blasting, tumbling, high speed wheel generated dusts (released at high initial velocity into zone of very high rapid air motion)	
	2.5-10 m/s (500-2000 f/min.)	
	Within each range the appropriate value depends on:	
	Lower end of the range	Upper end of the range
	1: Room air currents minimal or favourable to capture	1: Disturbing room air currents
	2: Contaminants of low toxicity or of nuisance value only.	2: Contaminants of high toxicity
	3: Intermittent, low production.	3: High production, heavy use
	4: Large hood or large air mass in motion	4: Small hood-local control only
	Simple theory shows that air velocity falls rapidly with distance away from the opening of a simple extraction pipe. Velocity generally decreases with the square of distance from the extraction point (in simple cases). Therefore the air speed at the extraction point should be adjusted, accordingly, after reference to distance from the contaminating source. The air velocity at the extraction fan, for example, should be a minimum of 1-2 m/s (200-400 f/min) for extraction of solvents generated in a tank 2 meters distant from the extraction point. Other mechanical considerations, producing performance deficits within the extraction apparatus, make it essential that theoretical air velocities are multiplied by factors of 10 or more when extraction systems are installed or used.	
	    	

Eye and face protection	<ul style="list-style-type: none"> ▸ Safety glasses with side shields. ▸ Chemical goggles. ▸ Contact lenses may pose a special hazard; soft contact lenses may absorb and concentrate irritants. A written policy document, describing the wearing of lenses or restrictions on use, should be created for each workplace or task. This should include a review of lens absorption and adsorption for the class of chemicals in use and an account of injury experience. Medical and first-aid personnel should be trained in their removal and suitable equipment should be readily available. In the event of chemical exposure, begin eye irrigation immediately and remove contact lens as soon as practicable. Lens should be removed at the first signs of eye redness or irritation - lens should be removed in a clean environment only after workers have washed hands thoroughly. [CDC NIOSH Current Intelligence Bulletin 59], [AS/NZS 1336 or national equivalent] 						
Skin protection	See Hand protection below						
Hands/feet protection	<p>NOTE:</p> <ul style="list-style-type: none"> ▸ The material may produce skin sensitisation in predisposed individuals. Care must be taken, when removing gloves and other protective equipment, to avoid all possible skin contact. ▸ Contaminated leather items, such as shoes, belts and watch-bands should be removed and destroyed. <p>General warning: Do NOT use latex gloves! Use only recommended gloves - using the wrong gloves may increase the risk:</p> <table> <tr> <td> <p>Exposure condition Short time use; (few minutes less than 0.5 hour) Little physical stress</p> </td><td> <p>Use of thin nitrile rubber gloves: Nitrile rubber (0.1 mm) Excellent tactility ("feel"), powder-free Disposable Inexpensive Give adequate protection to low molecular weight acrylic monomers</p> </td></tr> <tr> <td> <p>Exposure condition Medium time use; less than 4 hours Physical stress (opening drums, using tools, etc.)</p> </td><td> <p>Use of medium thick nitrile rubber gloves Nitrile rubber, NRL (latex) free; <0.45 mm Moderate tactility ("feel"), powder-free Disposable Moderate price Gives adequate protection for most acrylates up to 4 hours Do NOT give adequate protection to low molecular weight monomers at exposures longer than 1 hour</p> </td></tr> <tr> <td> <p>Exposure condition Long time Cleaning operations</p> </td><td> <p>Nitrile rubber, NRL (latex) free; >0.56 mm low tactility ("feel"), powder free High price Gives adequate protection for most acrylates in combination with commonly used solvents up to 8 hours Do NOT give adequate protection to low molecular weight monomers at exposures longer than 1 hour Avoid use of ketones and acetates in wash-up solutions.</p> </td></tr> </table> <p>Where none of this gloves ensure safe handling (for example in long term handling of acrylates containing high levels of acetates and/ or ketones, use laminated multilayer gloves. Guide to the Classification and Labelling of UV/EB Acrylates Third edition, 231 October 2007 - Cefic</p>	<p>Exposure condition Short time use; (few minutes less than 0.5 hour) Little physical stress</p>	<p>Use of thin nitrile rubber gloves: Nitrile rubber (0.1 mm) Excellent tactility ("feel"), powder-free Disposable Inexpensive Give adequate protection to low molecular weight acrylic monomers</p>	<p>Exposure condition Medium time use; less than 4 hours Physical stress (opening drums, using tools, etc.)</p>	<p>Use of medium thick nitrile rubber gloves Nitrile rubber, NRL (latex) free; <0.45 mm Moderate tactility ("feel"), powder-free Disposable Moderate price Gives adequate protection for most acrylates up to 4 hours Do NOT give adequate protection to low molecular weight monomers at exposures longer than 1 hour</p>	<p>Exposure condition Long time Cleaning operations</p>	<p>Nitrile rubber, NRL (latex) free; >0.56 mm low tactility ("feel"), powder free High price Gives adequate protection for most acrylates in combination with commonly used solvents up to 8 hours Do NOT give adequate protection to low molecular weight monomers at exposures longer than 1 hour Avoid use of ketones and acetates in wash-up solutions.</p>
<p>Exposure condition Short time use; (few minutes less than 0.5 hour) Little physical stress</p>	<p>Use of thin nitrile rubber gloves: Nitrile rubber (0.1 mm) Excellent tactility ("feel"), powder-free Disposable Inexpensive Give adequate protection to low molecular weight acrylic monomers</p>						
<p>Exposure condition Medium time use; less than 4 hours Physical stress (opening drums, using tools, etc.)</p>	<p>Use of medium thick nitrile rubber gloves Nitrile rubber, NRL (latex) free; <0.45 mm Moderate tactility ("feel"), powder-free Disposable Moderate price Gives adequate protection for most acrylates up to 4 hours Do NOT give adequate protection to low molecular weight monomers at exposures longer than 1 hour</p>						
<p>Exposure condition Long time Cleaning operations</p>	<p>Nitrile rubber, NRL (latex) free; >0.56 mm low tactility ("feel"), powder free High price Gives adequate protection for most acrylates in combination with commonly used solvents up to 8 hours Do NOT give adequate protection to low molecular weight monomers at exposures longer than 1 hour Avoid use of ketones and acetates in wash-up solutions.</p>						
Body protection	See Other protection below						
Other protection	<ul style="list-style-type: none"> ▸ Overalls. ▸ P.V.C apron. ▸ Barrier cream. ▸ Skin cleansing cream. ▸ Eye wash unit. 						

Recommended material(s)

GLOVE SELECTION INDEX

Glove selection is based on a modified presentation of the:
"Forsberg Clothing Performance Index".

The effect(s) of the following substance(s) are taken into account in the
computer-generated selection:

ParaCore

Material	CPI
NATURAL RUBBER	A
NEOPRENE	A
NITRILE	A
PVC	A

* CPI - Chemwatch Performance Index

A: Best Selection

B: Satisfactory; may degrade after 4 hours continuous immersion

C: Poor to Dangerous Choice for other than short term immersion

Respiratory protection

Particulate. (AS/NZS 1716 & 1715, EN 143:2000 & 149:001, ANSI Z88 or national equivalent)

Required Minimum Protection Factor	Half-Face Respirator	Full-Face Respirator	Powered Air Respirator
up to 10 x ES	P1 Air-line*	-	PAPR-P1
up to 50 x ES	Air-line**	P2	PAPR-P2
up to 100 x ES	-	P3	-
		Air-line*	-
100+ x ES	-	Air-line**	PAPR-P3

* - Negative pressure demand ** - Continuous flow

A(All classes) = Organic vapours, B AUS or B1 = Acid gasses, B2 = Acid gas or hydrogen cyanide(HCN), B3 = Acid gas or hydrogen cyanide(HCN), E = Sulfur dioxide(SO2), G = Agricultural chemicals, K = Ammonia(NH3), Hg = Mercury, NO = Oxides of nitrogen, MB = Methyl bromide, AX = Low boiling

ParaCore

NOTE: As a series of factors will influence the actual performance of the glove, a final selection must be based on detailed observation. - point organic compounds(below 65 degC)

* Where the glove is to be used on a short term, casual or infrequent basis, factors such as "feel" or convenience (e.g. disposability), may dictate a choice of gloves which might otherwise be unsuitable following long-term or frequent use. A qualified practitioner should be consulted.

SECTION 9 Physical and chemical properties

Information on basic physical and chemical properties

Appearance	White		
Physical state	Free-flowing Paste	Relative density (Water = 1)	2.1
Odour	Not Available	Partition coefficient n-octanol / water	Not Available
Odour threshold	Not Available	Auto-ignition temperature (°C)	Not Available
pH (as supplied)	Not Available	Decomposition temperature	Not Available
Melting point / freezing point (°C)	Not Available	Viscosity (cSt)	Not Available
Initial boiling point and boiling range (°C)	Not Available	Molecular weight (g/mol)	Not Available
Flash point (°C)	Not Available	Taste	Not Available
Evaporation rate	Not Available	Explosive properties	Not Available
Flammability	Not Available	Oxidising properties	Not Available
Upper Explosive Limit (%)	Not Available	Surface Tension (dyn/cm or mN/m)	Not Available
Lower Explosive Limit (%)	Not Available	Volatile Component (%vol)	Not Available
Vapour pressure (kPa)	Not Available	Gas group	Not Available
Solubility in water	Immiscible	pH as a solution (Not Available%)	Not Available
Vapour density (Air = 1)	Not Available	VOC g/L	Not Available

SECTION 10 Stability and reactivity

Reactivity	See section 7
Chemical stability	<ul style="list-style-type: none"> ▸ Unstable in the presence of incompatible materials. ▸ Product is considered stable. ▸ Hazardous polymerisation will not occur.
Possibility of hazardous reactions	See section 7
Conditions to avoid	See section 7
Incompatible materials	See section 7
Hazardous decomposition products	See section 5

SECTION 11 Toxicological information

Information on toxicological effects

Inhaled	<p>Evidence shows, or practical experience predicts, that the material produces irritation of the respiratory system, in a substantial number of individuals, following inhalation. In contrast to most organs, the lung is able to respond to a chemical insult by first removing or neutralising the irritant and then repairing the damage. The repair process, which initially evolved to protect mammalian lungs from foreign matter and antigens, may however, produce further lung damage resulting in the impairment of gas exchange, the primary function of the lungs. Respiratory tract irritation often results in an inflammatory response involving the recruitment and activation of many cell types, mainly derived from the vascular system.</p> <p>No report of respiratory illness in humans as a result of exposure to multifunctional acrylates has been found. Similarly evidence of systemic damage does not appear to exist.</p>
----------------	--

ParaCore

Ingestion	The material has NOT been classified by EC Directives or other classification systems as "harmful by ingestion". This is because of the lack of corroborating animal or human evidence. The material may still be damaging to the health of the individual, following ingestion, especially where pre-existing organ (e.g liver, kidney) damage is evident. Present definitions of harmful or toxic substances are generally based on doses producing mortality rather than those producing morbidity (disease, ill-health). Gastrointestinal tract discomfort may produce nausea and vomiting. In an occupational setting however, ingestion of insignificant quantities is not thought to be cause for concern.
Skin Contact	<p>Evidence exists, or practical experience predicts, that the material either produces inflammation of the skin in a substantial number of individuals following direct contact, and/or produces significant inflammation when applied to the healthy intact skin of animals, for up to four hours, such inflammation being present twenty-four hours or more after the end of the exposure period. Skin irritation may also be present after prolonged or repeated exposure; this may result in a form of contact dermatitis (nonallergic). The dermatitis is often characterised by skin redness (erythema) and swelling (oedema) which may progress to blistering (vesiculation), scaling and thickening of the epidermis. At the microscopic level there may be intercellular oedema of the spongy layer of the skin (spongiosis) and intracellular oedema of the epidermis.</p> <p>The material may accentuate any pre-existing dermatitis condition</p> <p>Skin contact is not thought to have harmful health effects (as classified under EC Directives); the material may still produce health damage following entry through wounds, lesions or abrasions.</p> <p>Open cuts, abraded or irritated skin should not be exposed to this material</p> <p>Entry into the blood-stream through, for example, cuts, abrasions, puncture wounds or lesions, may produce systemic injury with harmful effects. Examine the skin prior to the use of the material and ensure that any external damage is suitably protected.</p>
Eye	<p>Evidence exists, or practical experience predicts, that the material may cause eye irritation in a substantial number of individuals and/or may produce significant ocular lesions which are present twenty-four hours or more after instillation into the eye(s) of experimental animals.</p> <p>Repeated or prolonged eye contact may cause inflammation characterised by temporary redness (similar to windburn) of the conjunctiva (conjunctivitis); temporary impairment of vision and/or other transient eye damage/ulceration may occur.</p>
Chronic	<p>Long-term exposure to respiratory irritants may result in disease of the airways involving difficult breathing and related systemic problems.</p> <p>Practical experience shows that skin contact with the material is capable either of inducing a sensitisation reaction in a substantial number of individuals, and/or of producing a positive response in experimental animals.</p> <p>Substances that can cause occupational asthma (also known as asthmagens and respiratory sensitisers) can induce a state of specific airway hyper-responsiveness via an immunological, irritant or other mechanism. Once the airways have become hyper-responsive, further exposure to the substance, sometimes even to tiny quantities, may cause respiratory symptoms. These symptoms can range in severity from a runny nose to asthma. Not all workers who are exposed to a sensitiser will become hyper-responsive and it is impossible to identify in advance who are likely to become hyper-responsive.</p> <p>Substances that can cause occupational asthma should be distinguished from substances which may trigger the symptoms of asthma in people with pre-existing air-way hyper-responsiveness. The latter substances are not classified as asthmagens or respiratory sensitisers</p> <p>Wherever it is reasonably practicable, exposure to substances that can cause occupational asthma should be prevented. Where this is not possible the primary aim is to apply adequate standards of control to prevent workers from becoming hyper-responsive.</p> <p>Activities giving rise to short-term peak concentrations should receive particular attention when risk management is being considered. Health surveillance is appropriate for all employees exposed or liable to be exposed to a substance which may cause occupational asthma and there should be appropriate consultation with an occupational health professional over the degree of risk and level of surveillance.</p> <p>Limited evidence suggests that repeated or long-term occupational exposure may produce cumulative health effects involving organs or biochemical systems.</p> <p>On the basis, primarily, of animal experiments, concern has been expressed by at least one classification body that the material may produce carcinogenic or mutagenic effects; in respect of the available information, however, there presently exists inadequate data for making a satisfactory assessment.</p> <p>Sensitisation may give severe responses to very low levels of exposure, in situations where exposure may occur.</p>

ParaCore	TOXICITY	IRRITATION
	Not Available	Not Available
trimethylolpropane trimethacrylate	TOXICITY	IRRITATION
	Dermal (rabbit) LD50: >3000 mg/kg ^[2]	Eye: no adverse effect observed (not irritating) ^[1]
	Oral (Rat) LD50: >5000 mg/kg ^[2]	Skin (rabbit): 500 mg - mild
diurethane dimethacrylate		Skin: no adverse effect observed (not irritating) ^[1]
	TOXICITY	IRRITATION
	dermal (rat) LD50: >2000 mg/kg * ^[2]	Eye: no adverse effect observed (not irritating) ^[1]
sodium fluoride	Oral (Rat) LD50: >2000 mg/kg * ^[2]	Skin: no adverse effect observed (not irritating) ^[1]
	TOXICITY	IRRITATION
	dermal (rat) LD50: >2000 mg/kg ^[1]	Eye (rabbit): 20 mg/24h-moderate

	Oral (Rat) LD50; >25<2000 mg/kg ^[1]	
dibenzoyl peroxide	TOXICITY	IRRITATION
	dermal (mammal) LD50; >1000 mg/kg ^[2]	Eye (rabbit): 500 mg/24h - mild
	Oral (Rat) LD50; 7710 mg/kg ^[2]	Skin effects (MAK): very weak
bisphenol A glycidylmethacrylate	TOXICITY	IRRITATION
	Not Available	Not Available
triethylene glycol dimethacrylate	TOXICITY	IRRITATION
	Oral (Mouse) LD50; 10750 mg/kg ^[2]	Eye: no adverse effect observed (not irritating) ^[1]
	Oral (Rat) LD50; 10837 mg/kg ^[2]	Skin: no adverse effect observed (not irritating) ^[1]
Legend:	1. Value obtained from Europe ECHA Registered Substances - Acute toxicity 2. * Value obtained from manufacturer's SDS. Unless otherwise specified data extracted from RTECS - Register of Toxic Effect of chemical Substances	

TRIMETHYLOLPROPANE TRIMETHACRYLATE	(SD +/- 2591 mg/kg) ** [American Industrial Hygiene Association]
diurethane dimethacrylate	<p>* Possible carcinogen; possible sensitizer; possible irreversible effects * Polysciences MSDS The skin sensitising potential of the test substance was investigated in a Local Lymph Node Assay (LLNA) in mice according to OECD Guideline 429 and in compliance with GLP (Vogel, 2009). The highest technically achievable test substance concentration was 50% (w/w) in dimethylformamide. To determine the highest non-irritant test concentration, a pre-test was performed in two animals. Two mice were treated with concentrations of 25 and 50% each on three consecutive days. No signs of irritation or systemic toxicity were observed at the tested concentrations. In the main study, four female CBA/CaOlaHsd mice per test group were treated with the test substance at concentrations of 10, 25 and 50% (w/w) in dimethylformamide or with vehicle alone for three consecutive days by open application on the ears (25 µL/ear). Three days after the last exposure, all animals were injected with 3H-methyl thymidine and approximately after five hours the draining (auricular) lymph nodes were excised and pooled for each test group. After precipitating the DNA of the lymph node cells, radioactivity measurements were performed. Treatment with test substance concentrations of 10, 25 and 50% (w/w) in dimethylformamide resulted in DPM values per lymph node of 1266.3, 1363.5 and 3562.1, respectively. The SI values calculated for the substance concentrations 10, 25 and 50% were 1.58, 1.70 and 4.44, respectively. The EC3 value was calculated to be 36.9%. Based on the results, the test substance was regarded as a skin sensitizer under the conditions of the test. Repeat Dose Toxicity: NOAEL = 100 mg/kg bw/day for males NOAEL = 300 mg/kg bw/day for females The lowest observed adverse effect level (LOAEL) in male animals is 300 mg/kg bw/day. According to Annex I of Regulation (EC) No 1272/2008 classification as STOT RE Category 2 is applicable, when significant toxic effects observed in a 90-day repeated-dose study conducted in experimental animals are seen to occur within the guidance value ranges of 10 < C = 100 mg/kg bw/day. These guidance values can be used as a basis to extrapolate equivalent guidance values for toxicity studies of greater or lesser duration, using dose/exposure time extrapolation similar to Habers rule for inhalation, which states essentially that the effective dose is directly proportional to the exposure concentration and the duration of exposure. The assessment shall be done on a case-by- case basis; for a 28-day study the guidance value is increased by a factor of three. The available repeated dose toxicity study was conducted in combination with the reproductive/developmental toxicity screening test. Male animals were exposed to the test substance for 56 days. Thus, the guidance value is increased by a factor of 1.6 leading to a guidance value range of 16 < C = 160 mg/kg bw/day for a classification as STOT RE Category 2. The LOAEL of 300 mg/kg/bw/day in the present study is above the guidance value for a classification with regard to repeated exposure. Thus, the available data on oral repeated dose toxicity do not meet the criteria for classification according to Regulation (EC) No 1272/2008, and is therefore conclusive but not sufficient for classification. Genetic toxicity: The available data on genetic toxicity are not sufficient for classification according to Regulation (EC) No 1272/2008. Gene mutation in bacteria A bacterial gene mutation assay with the test substance was performed in accordance with OECD Guideline 471 and in compliance with GLP (Paulus, 2009). In two independent experiments, the Salmonella typhimurium strains TA 97a, TA 98, TA 100, TA 102 and TA 1535 were exposed to the test substance dissolved in DMSO using either the preincubation or the plate incorporation method. Test substance concentrations of 50, 150, 500, 1501 and 5004 µg/plate were selected for the plate incorporation test with and without metabolic activation. In the second experiment, 312, 624, 1247, 2493 and 4986 µg/plate were selected for the preincubation method with and without metabolic activation. No signs of cytotoxicity were observed up to and including the limit concentration. Up to 5000 µg/plate, the test substance did not induce an increase in the mutation frequency of the tester strains in the presence and absence of a metabolic activation system. The determined vehicle values for the spontaneous revertants of the controls and all positive control values were within the range of historical data. Under the conditions of this experiment, the test substance did not show mutagenicity in the selected S. typhimurium strains in the presence and absence of metabolic activation. In vitro cytogenicity An in vitro micronucleus assay was performed with the test substance (Schweikl, 2001). In two independent experiments, Chinese hamster lung fibroblasts were exposed to the test substance dissolved in DMSO at concentrations of 11.75, 23.5, 35.25 µg/mL for 24 h in the absence of metabolic activation. Cytotoxicity of the test substance was observed and the TC50 value was assessed to be 24 µg/mL. At cytotoxic concentration levels of the test substance (= 24 µg/mL) the numbers of micronuclei were slightly increased in the absence of metabolic activation. Ethyl methanesulphonate was used as positive control and produced a distinct increase in micronuclei frequency indicating that the test conditions were adequate. Under the conditions of this experiment, the potential of the test substance to induce micronuclei is equivocal. In vitro mutagenicity in mammalian cells An in vitro HPRT assay was performed with the test substance (Schweikl, 1998). In three replicate cultures Chinese hamster lung fibroblasts were exposed to the test substance dissolved in DMSO at concentrations of 11.75, 23.5, 35.25 µg/mL for 24 h in the absence of metabolic activation. Cytotoxicity of the test substance was observed at concentrations = 23.5 µg/mL. No mutagenic activity of UDMA was detected. Ethyl methanesulphonate was used as positive control and produced a distinct increase in mutant frequency indicating that the test conditions were adequate. Thus, under the conditions of this experiment, the test</p>

ParaCore

	<p>substance did not show mutagenicity in V79 cells without metabolic activation. Due to the positive result in the in vitro micronucleus test without metabolic activation at cytotoxic concentrations a micronucleus test in vivo should be conducted to conclude on genotoxic potential of the test substance. Reproductive toxicity: The available data on toxicity to reproduction do not meet the criteria for classification according to Regulation (EC) 1272/2008, and are therefore conclusive but not sufficient for classification. reproductive toxicity: NOAEL >= 1000 mg/kg bw/day for males and females of the parental generation systemic toxicity: NOAEL = 100 mg/kg bw/day for males and 300 mg/kg bw/day for females of the parental generation A reliable sub-acute study regarding reproductive/developmental toxicity is available for the test substance. The potential reproductive or developmental toxicity of the test substance was assessed in a sub-acute combined repeated dose toxicity study with the reproductive/developmental toxicity screening test in Hsd.Han: Wistar rats performed according to OECD Guideline 422 and in compliance with GLP. Three groups of 12 male and 12 female rats received the test substance in polyethylene glycol as vehicle at doses of 100, 300 or 600 mg/kg bw/day orally via gavage at concentrations of 0, 25, 75 and 150 mg/mL corresponding to a 4 mL/kg bw dosing volume. A control group of 12 animals/sex received the vehicle only. In addition, 5 animals/sex were added to the control and high dose group to assess the reversibility of any effects observed at the high dose level (recovery group). All animals of the parental generation were dosed prior to mating (14 days) and throughout mating. In addition, males received the test item or vehicle after mating up to the day before necropsy (altogether for 56 days). Females were additionally exposed through the gestation period and up to lactation days 13 - 21, i.e. up to the day before necropsy (altogether for 56, 57 or 64 days). Observations included mortality, clinical signs, body weight, food consumption, mating, pregnancy and delivery process, lactation as well as development of offspring. The dams were allowed to litter, and rear their offspring up to day 13 post-partum. Litters were weighed and offspring were observed for possible abnormalities and were euthanized on post-natal day 13 or shortly thereafter. Blood samples were collected for determination of serum levels of thyroid hormones (T4) from all pups per litter at termination on post-natal day 13. No adverse effect on mortality, clinical signs, body weight or necropsy findings were detected in the offspring terminated as scheduled. Thyroid hormone levels (T4) in pups on post-natal day 13 were not affected. The anogenital distance (male and female) or nipple retention (male) was not affected due to treatment with the test substance. For the parental animals pale livers and histopathological changes in the liver (hepatic lipidosis) were observed at 300 mg/kg bw/day for males and 1000 mg/kg bw/day for females. Thus, under the conditions of this study, the NOAEL of the test substance for systemic toxicity of the parental generation following oral administration via gavage for 56 days is 100 mg/kg bw/day in male Wistar rats. The corresponding NOAEL in female Wistar rats following oral administration via gavage for 56, 57 or 64 days is 300 mg/kg bw/day. The corresponding NOAEL for the offspring is 1000 mg/kg bw/day. * REACH Dossier</p>
SODIUM FLUORIDE	<p>The material may produce moderate eye irritation leading to inflammation. Repeated or prolonged exposure to irritants may produce conjunctivitis.</p>
DIBENZOYL PEROXIDE	<p>The material may be irritating to the eye, with prolonged contact causing inflammation. Repeated or prolonged exposure to irritants may produce conjunctivitis.</p> <p>For benzoyl peroxide:</p> <p>The acute oral toxicity of benzoyl peroxide is very low: LD50 >2,000 mg/kg bw in mice, and 5,000 mg/kg bw in rats. No deaths occurred in male rats following inhalation of 24.3 mg/L. Visible effects included eye squint, dyspnea, salivation, lacrimation, erythema and changes of respiratory rates and motor activity.</p> <p>Benzoyl peroxide was slightly irritating to skins in 24 hr-patch tests. Benzoyl peroxide was not irritating to the eyes of rabbits if washed out within 5 minutes after instillation, however, if the chemical was not washed out until 24 hours later, it proved to be irritating.</p> <p>Positive results from sensitisation tests in guinea pigs and mice, and from a maximization test in human volunteers, indicate that benzoyl peroxide is a skin sensitiser.</p> <p>In the combined repeated dose and reproduction/developmental toxicity study (OECD TG 422), benzoyl peroxide did not produce hematological or biochemical adverse effects. Repeated administration by oral gavage up to 1,000 mg/kg bw/day for 29 days resulted in decreased weights of testes and epididymis in male rats. The NOAEL for repeated dose toxicity was 500 mg/kg bw/day.</p> <p>This substance did not cause gene mutation in bacteria (OECD TG 471 & 472) and <i>in vitro</i> chromosomal aberration in CHL (Chinese Hamster Lung) cells. An <i>in vivo</i> mammalian erythrocytes micronucleus test (OECD TG 474) produced negative result. The available evidence supports the conclusion that benzoyl peroxide is not a mutagen.</p> <p>There is no evidence to suggest that benzoyl peroxide is a carcinogen. However, there is some evidence from nonguidelines studies that benzoyl peroxide is a skin tumour promoter.</p> <p>In the combined repeated dose and reproduction/developmental toxicity study [OECD TG 422], no treatment-related changes in pre-coital time, rate of copulation, fertility and gestation were noted in any treated group. Adverse effects were shown at the highest dose of 1,000 mg/kg bw/day in parental male rats with the reduction of reproductive organ weight and slight testes degeneration. In parental female rats, no adverse effects were observed during the test period. The NOAEL for reproduction toxicity in male rats was 500 mg/kg bw/day. In the offspring, the only effect seen was that body weight gain of pups at dose of 1,000 mg/kg bw/day was significantly decreased. The NOAEL for developmental toxicity was 500 mg/kg bw/day.</p>
ParaCore & TRIMETHYLOLPROPANE TRIMETHACRYLATE & diurethane dimethacrylate & SODIUM FLUORIDE & bisphenol A glycidylmethacrylate & triethylene glycol dimethacrylate	<p>Asthma-like symptoms may continue for months or even years after exposure to the material ends. This may be due to a non-allergic condition known as reactive airways dysfunction syndrome (RADS) which can occur after exposure to high levels of highly irritating compound. Main criteria for diagnosing RADS include the absence of previous airways disease in a non-atopic individual, with sudden onset of persistent asthma-like symptoms within minutes to hours of a documented exposure to the irritant. Other criteria for diagnosis of RADS include a reversible airflow pattern on lung function tests, moderate to severe bronchial hyperreactivity on methacholine challenge testing, and the lack of minimal lymphocytic inflammation, without eosinophilia. RADS (or asthma) following an irritating inhalation is an infrequent disorder with rates related to the concentration of and duration of exposure to the irritating substance. On the other hand, industrial bronchitis is a disorder that occurs as a result of exposure due to high concentrations of irritating substance (often particles) and is completely reversible after exposure ceases. The disorder is characterized by difficulty breathing, cough and mucus production.</p>
ParaCore & TRIMETHYLOLPROPANE TRIMETHACRYLATE & diurethane dimethacrylate & DIBENZOYL PEROXIDE	<p>The following information refers to contact allergens as a group and may not be specific to this product.</p> <p>Contact allergies quickly manifest themselves as contact eczema, more rarely as urticaria or Quincke's oedema. The pathogenesis of contact eczema involves a cell-mediated (T lymphocytes) immune reaction of the delayed type. Other allergic skin reactions, e.g. contact urticaria, involve antibody-mediated immune reactions. The significance of the contact allergen is not simply determined by its sensitisation potential: the distribution of the substance and the opportunities for contact with it are</p>

ParaCore

& triethylene glycol dimethacrylate	equally important. A weakly sensitising substance which is widely distributed can be a more important allergen than one with stronger sensitising potential with which few individuals come into contact. From a clinical point of view, substances are noteworthy if they produce an allergic test reaction in more than 1% of the persons tested.
ParaCore & TRIMETHYLOLPROPANE TRIMETHACRYLATE & diurethane dimethacrylate & bisphenol A glycidylmethacrylate	<p>UV (ultraviolet)/ EB (electron beam) acrylates are generally of low toxicity</p> <p>UV/EB acrylates are divided into two groups; "stenomeric" and "eurymeric" acrylates.</p> <p>The first group consists of well-defined acrylates which can be described by a simple idealised chemical; they are low molecular weight species with a very narrow weight distribution profile.</p> <p>The eurymeric acrylates cannot be described by an idealised structure and may differ fundamentally between various suppliers; they are of relatively high molecular weight and possess a wide weight distribution.</p> <p>Stenomeric acrylates are usually more hazardous than the eurymeric substances. Stenomeric acrylates are also well defined which allows comparison and exchange of toxicity data - this allows more accurate classification.</p> <p>The stenomerics cannot be classified as a group; they exhibit substantial variation.</p> <p>Based on the available oncogenicity data and without a better understanding of the carcinogenic mechanism the Health and Environmental Review Division (HERD), Office of Toxic Substances (OTS), of the US EPA previously concluded that all chemicals that contain the acrylate or methacrylate moiety ($\text{CH}_2=\text{CHCOO}$ or $\text{CH}_2=\text{C}(\text{CH}_3)\text{COO}$) should be considered to be a carcinogenic hazard unless shown otherwise by adequate testing.</p> <p>This position has now been revised and acrylates and methacrylates are no longer <i>de facto</i> carcinogens.</p> <p>Where no "official" classification for acrylates and methacrylates exists, there has been cautious attempts to create classifications in the absence of contrary evidence. For example</p> <p>Monalkyl or monoarylesters of acrylic acids should be classified as R36/37/38 and R51/53</p> <p>Monalkyl or monoaryl esters of methacrylic acid should be classified as R36/37/38</p>
TRIMETHYLOLPROPANE TRIMETHACRYLATE & DIBENZOYL PEROXIDE	The material may cause skin irritation after prolonged or repeated exposure and may produce a contact dermatitis (nonallergic). This form of dermatitis is often characterised by skin redness (erythema) and swelling epidermis. Histologically there may be intercellular oedema of the spongy layer (spongiosis) and intracellular oedema of the epidermis.
diurethane dimethacrylate	Combined repeated dose toxicity study with the reproduction/developmental toxicity screening test, oral (OECD 422), rat:
SODIUM FLUORIDE & DIBENZOYL PEROXIDE	<p>The substance is classified by IARC as Group 3:</p> <p>NOT classifiable as to its carcinogenicity to humans.</p> <p>Evidence of carcinogenicity may be inadequate or limited in animal testing.</p>

Acute Toxicity	✗	Carcinogenicity	✗
Skin Irritation/Corrosion	✓	Reproductivity	✗
Serious Eye Damage/Irritation	✓	STOT - Single Exposure	✓
Respiratory or Skin sensitisation	✓	STOT - Repeated Exposure	✗
Mutagenicity	✗	Aspiration Hazard	✗

Legend: ✗ – Data either not available or does not fill the criteria for classification
 ✓ – Data available to make classification

SECTION 12 Ecological information

Toxicity

ParaCore	Endpoint	Test Duration (hr)	Species	Value	Source
	Not Available	Not Available	Not Available	Not Available	Not Available
trimethylolpropane trimethacrylate	LC50	96h	Fish	2mg/l	2
	EC50	48h	Crustacea	>9.22mg/l	2
	NOEC(ECx)	768h	Fish	0.138mg/l	2
diurethane dimethacrylate	NOEC(ECx)	72h	Algae or other aquatic plants	0.21mg/l	2
	LC50	96h	Fish	10.1mg/l	2
	EC50	72h	Algae or other aquatic plants	>0.68mg/l	2
	EC50	48h	Crustacea	>1.2mg/l	2
sodium fluoride	BCF	672h	Fish	<0.66	7
	NOEC(ECx)	2160h	Fish	3.1mg/l	4
	LC50	96h	Fish	38-68mg/l	4

ParaCore

	EC50	72h	Algae or other aquatic plants	>121.8mg/L	4
	EC50	48h	Crustacea	36.2mg/L	5
	EC50	96h	Algae or other aquatic plants	43mg/l	2
dibenzoyl peroxide	Endpoint	Test Duration (hr)	Species	Value	Source
	EC10(ECx)	504h	Crustacea	0.001mg/l	2
	LC50	96h	Fish	0.06mg/l	2
	EC50	72h	Algae or other aquatic plants	0.042mg/l	2
	EC50	48h	Crustacea	0.11mg/l	2
bisphenol A glycidylmethacrylate	Endpoint	Test Duration (hr)	Species	Value	Source
	Not Available	Not Available	Not Available	Not Available	Not Available
triethylene glycol dimethacrylate	Endpoint	Test Duration (hr)	Species	Value	Source
	NOEC(ECx)	72h	Algae or other aquatic plants	18.6mg/l	2
	EC50	72h	Algae or other aquatic plants	72.8mg/l	2
	LC50	96h	Fish	16.4mg/l	2
Legend:	Extracted from 1. IUCLID Toxicity Data 2. Europe ECHA Registered Substances - Ecotoxicological Information - Aquatic Toxicity 4. US EPA, Ecotox database - Aquatic Toxicity Data 5. ECETOC Aquatic Hazard Assessment Data 6. NITE (Japan) - Bioconcentration Data 7. METI (Japan) - Bioconcentration Data 8. Vendor Data				

Toxic to aquatic organisms, may cause long-term adverse effects in the aquatic environment.

Do NOT allow product to come in contact with surface waters or to intertidal areas below the mean high water mark. Do not contaminate water when cleaning equipment or disposing of equipment wash-waters.

Wastes resulting from use of the product must be disposed of on site or at approved waste sites.

Substances containing unsaturated carbons are ubiquitous in indoor environments. They result from many sources (see below). Most are reactive with environmental ozone and many produce stable products which are thought to adversely affect human health. The potential for surfaces in an enclosed space to facilitate reactions should be considered.

Source of unsaturated substances	Unsaturated substances (Reactive Emissions)	Major Stable Products produced following reaction with ozone.
Occupants (exhaled breath, ski oils, personal care products)	Isoprene, nitric oxide, squalene, unsaturated sterols, oleic acid and other unsaturated fatty acids, unsaturated oxidation products	Methacrolein, methyl vinyl ketone, nitrogen dioxide, acetone, 6MHQ, geranyl acetone, 4OPA, formaldehyde, nonanol, decanal, 9-oxo-nonanoic acid, azelaic acid, nonanoic acid.
Soft woods, wood flooring, including cypress, cedar and silver fir boards, houseplants	Isoprene, limonene, alpha-pinene, other terpenes and sesquiterpenes	Formaldehyde, 4-AMC, pinonaldehyde, pinic acid, pinonic acid, formic acid, methacrolein, methyl vinyl ketone, SOAs including ultrafine particles
Carpets and carpet backing	4-Phenylcyclohexene, 4-vinylcyclohexene, styrene, 2-ethylhexyl acrylate, unsaturated fatty acids and esters	Formaldehyde, acetaldehyde, benzaldehyde, hexanal, nonanal, 2-nonenal
Linoleum and paints/polishes containing linseed oil	Linoleic acid, linolenic acid	Propanal, hexanal, nonanal, 2-heptenal, 2-nonenal, 2-decenal, 1-pentene-3-one, propionic acid, n-butyric acid
Latex paint	Residual monomers	Formaldehyde
Certain cleaning products, polishes, waxes, air fresheners	Limonene, alpha-pinene, terpinolene, alpha-terpineol, linalool, linalyl acetate and other terpenoids, longifolene and other sesquiterpenes	Formaldehyde, acetaldehyde, glycoaldehyde, formic acid, acetic acid, hydrogen and organic peroxides, acetone, benzaldehyde, 4-hydroxy-4-methyl-5-hexen-1-al, 5-ethenyl-dihydro-5-methyl-2(3H)-furanone, 4-AMC, SOAs including ultrafine particles
Natural rubber adhesive	Isoprene, terpenes	Formaldehyde, methacrolein, methyl vinyl ketone
Photocopier toner, printed paper, styrene polymers	Styrene	Formaldehyde, benzaldehyde
Environmental tobacco smoke	Styrene, acrolein, nicotine	Formaldehyde, benzaldehyde, hexanal, glyoxal, N-methylformamide, nicotinaldehyde, cotinine
Soiled clothing, fabrics, bedding	Squalene, unsaturated sterols, oleic acid and other saturated fatty acids	Acetone, geranyl acetone, 6MHO, 4OPA, formaldehyde, nonanal, decanal, 9-oxo-nonanoic acid, azelaic acid, nonanoic acid
Soiled particle filters	Unsaturated fatty acids from plant waxes, leaf litter, and other vegetative debris; soot; diesel particles	Formaldehyde, nonanal, and other aldehydes; azelaic acid; nonanoic acid; 9-oxo-nonanoic acid and other oxo-acids; compounds with mixed functional groups (=O, -OH, and -COOH)
Ventilation ducts and duct liners	Unsaturated fatty acids and esters, unsaturated oils, neoprene	C5 to C10 aldehydes
"Urban grime"	Polycyclic aromatic hydrocarbons	Oxidized polycyclic aromatic hydrocarbons
Perfumes, colognes, essential oils (e.g. lavender, eucalyptus, tea tree)	Limonene, alpha-pinene, linalool, linalyl acetate, terpinene-4-ol, gamma-terpinene	Formaldehyde, 4-AMC, acetone, 4-hydroxy-4-methyl-5-hexen-1-al, 5-ethenyl-dihydro-5-methyl-2(3H) furanone, SOAs including ultrafine particles
Overall home emissions	Limonene, alpha-pinene, styrene	Formaldehyde, 4-AMC, pinonaldehyde, acetone, pinic acid, pinonic acid, formic acid, benzaldehyde, SOAs including ultrafine particles

Abbreviations: 4-AMC, 4-acetyl-1-methylcyclohexene; 6MHQ, 6-methyl-5-heptene-2-one, 4OPA, 4-oxopentanal, SOA, Secondary Organic Aerosols

Reference: Charles J Weschler; Environmental Health Perspectives, Vol 114, October 2006

Although small amounts of fluorides are conceded to have beneficial effects, two forms of chronic toxic effect, dental fluorosis and skeletal fluorosis may be caused by excessive intake over long periods. Fluorides are absorbed by humans following inhalation of workplace and ambient air that has been contaminated, ingestion of drinking water and foods and dermal contact.

Fluoride accumulates, food-dependently in skeletal tissues of both aquatic and terrestrial vertebrates and invertebrates. Bioaccumulation occurs in marine organisms and, to a lesser extend, fresh water organisms. Reported BCF-values for marine organisms range up to approximately 150 and 60 for fish and crustacea, respectively. The most important exposure route for plants is uptake from the atmosphere. Concentrations in plants in the vicinity of a HF production plant range up to approximately 200 mg/kg, with mean levels between 20 and 50 mg/kg dry weight. Generally, lowest fluoride levels are found in herbivores and (somewhat) higher levels in predators.

Fluorides have been shown to accumulate in animals that consume fluoride-containing foliage. However, accumulation is primarily in skeletal tissue and therefore, it is unlikely that fluoride will biomagnify up the food chain.

Both hydrogen fluoride and particulate fluorides will be transported in the atmosphere and deposited on land or water by wet and dry deposition. Non-volatile inorganic fluoride particulates are removed from the atmosphere via condensation or nucleation processes. Fluorides adsorbed on particulate matter in the atmosphere are generally stable and are not readily hydrolysed, although they may be degraded by radiation if they persist in the atmosphere. Fluorine and the silicon fluorides (fluosilicates, silicofluorides) are hydrolysed in the atmosphere to form hydrogen fluoride. Hydrogen fluoride may combine with water vapour to produce an aerosol or fog of aqueous hydrofluoric acid. Based upon available data, inorganic fluoride compounds, with the exception of sulfur hexafluoride, are not expected to remain in the troposphere for long periods or to migrate to the stratosphere. Estimates of the residence time of sulfur hexafluoride in the atmosphere range from 500 to several thousand years. Fluoride in aerosols can be transported over large distances by wind or as a result of atmospheric turbulence. The distance travelled is determined by the deposition velocity of both the gaseous hydrogen fluoride and the fluorides in particulate form. Atmospheric fluorides may be transported to soils and surface waters through both wet and dry deposition processes.

Fluorides undergo transformations in soil and water, forming complexes and binding strongly to soil and sediment.

In water, the transport and transformation of inorganic fluorides are influenced by pH, water hardness and the presence of ion-exchange materials such as clays.

In natural water, fluoride forms strong complexes with aluminum in water, and fluorine chemistry in water is largely regulated by aluminum concentration and pH.

Below pH 5, fluoride is almost entirely complexed with aluminum and consequently, the concentration of free F⁻ is low. As the pH increases, Al-OH complexes dominate over Al-F complexes and the free F⁻ levels increase. Fluoride forms stable complexes with calcium and magnesium, which are present in sea water.

Calcium carbonate precipitation dominates the removal of dissolved fluoride from sea water. The residence time for fluoride in ocean sediment is calculated to be 2-3 million years. Fluorosilicic acid and hydrofluoric acid in high aquatic concentrations such as may be found in industrial waste ponds may volatilise, releasing silicon tetrafluoride and hydrogen fluoride into the atmosphere.

Solubilisation of inorganic fluorides from minerals may also be enhanced by the presence of ion-exchange materials (e.g., bentonite clays and humic acid). Once dissolved, inorganic fluorides remain in solution under conditions of low pH and hardness and in the presence of ion-exchange material. Soluble inorganic fluorides may also form aerosols at the air/water interface or vaporise into the atmosphere whereas undissolved species generally undergo sedimentation.

Factors that influence the mobility of inorganic fluorides in soil are pH and the formation of aluminium and calcium complexes. In more acidic soils, concentrations of inorganic fluoride were considerably higher in the deeper horizons. The low affinity of fluorides for organic material results in leaching from the more acidic surface horizon and increased retention by clay minerals and silts in the more alkaline, deeper horizons. The maximum adsorption of fluoride to soil was reported to occur at pH 5.5. In acidic soils with pH below 6, most of the fluoride is in complexes with either aluminium or iron. Fluoride in alkaline soils at pH 6.5 and above is almost completely fixed in soils as calcium fluoride, if sufficient calcium carbonate is available. Fluoride is extremely immobile in soil, as determined by lysimeter experiments.

Populations living in areas with high fluoride levels in groundwater may be exposed to higher levels of fluorides in their drinking water or in beverages prepared with the water. Among these populations, outdoor laborers, people living in hot climates, and people with polydipsia will generally have the greatest daily intake of fluorides because they consume greater amounts of water.

Foods characteristically high in fluoride content are certain types of fish and seafood (1.9-28.5 mg/kg), especially those types in which the bones are consumed, bone products such as bone meal and gelatin, and tea, which contains approximately 0.52 mg fluoride/cup.

Fluoride is mainly absorbed by the body in the form of hydrogen fluoride, which has a pK_a of 3.45. That is, when ionic fluoride enters the acidic environment of the stomach lumen, it is largely converted into hydrogen fluoride. Most of the fluoride that is not absorbed from the stomach will be rapidly absorbed from the small intestine.

DO NOT discharge into sewer or waterways.

Persistence and degradability

Ingredient	Persistence: Water/Soil	Persistence: Air
trimethylolpropane trimethacrylate	HIGH	HIGH
sodium fluoride	LOW	LOW
dibenzoyl peroxide	LOW (Half-life = 14 days)	LOW (Half-life = 21.25 days)
triethylene glycol dimethacrylate	LOW	LOW

Bioaccumulative potential

Ingredient	Bioaccumulation
trimethylolpropane trimethacrylate	MEDIUM (LogKOW = 4.39)
sodium fluoride	LOW (BCF = 6.4)
dibenzoyl peroxide	LOW (LogKOW = 3.46)
triethylene glycol dimethacrylate	LOW (LogKOW = 1.88)


Mobility in soil

Ingredient	Mobility
trimethylolpropane trimethacrylate	LOW (KOC = 7533)
sodium fluoride	LOW (KOC = 14.3)
dibenzoyl peroxide	LOW (KOC = 771)
triethylene glycol dimethacrylate	LOW (KOC = 10)

SECTION 13 Disposal considerations**Waste treatment methods**

Product / Packaging disposal	<p>Dispose of waste according to applicable legislation. Special country-specific regulations may apply. Can be disposed together with household waste in compliance with official regulations in contact with approved waste disposal companies and with authorities in charge. (Only dispose of completely emptied packages.)</p> <ul style="list-style-type: none"> ▸ Consult State Land Waste Authority for disposal. ▸ Bury or incinerate residue at an approved site. ▸ Recycle containers if possible, or dispose of in an authorised landfill.
-------------------------------------	---

SECTION 14 Transport information**Labels Required**

Marine Pollutant	
-------------------------	---

Land transport (TDG): NOT REGULATED FOR TRANSPORT OF DANGEROUS GOODS**Air transport (ICAO-IATA / DGR): NOT REGULATED FOR TRANSPORT OF DANGEROUS GOODS****Sea transport (IMDG-Code / GGVSee): NOT REGULATED FOR TRANSPORT OF DANGEROUS GOODS****Transport in bulk according to Annex II of MARPOL and the IBC code**

Not Applicable

Transport in bulk in accordance with MARPOL Annex V and the IMSBC Code

Product name	Group
trimethylolpropane trimethacrylate	Not Available
diurethane dimethacrylate	Not Available
sodium fluoride	Not Available
dibenzoyl peroxide	Not Available
bisphenol A glycidylmethacrylate	Not Available
triethylene glycol dimethacrylate	Not Available

Transport in bulk in accordance with the ICG Code

Product name	Ship Type
trimethylolpropane trimethacrylate	Not Available
diurethane dimethacrylate	Not Available
sodium fluoride	Not Available
dibenzoyl peroxide	Not Available
bisphenol A glycidylmethacrylate	Not Available

ParaCore

Product name	Ship Type
triethylene glycol dimethacrylate	Not Available

SECTION 15 Regulatory information

Safety, health and environmental regulations / legislation specific for the substance or mixture

This product has been classified in accordance with the hazard criteria of the Hazardous Products Regulations and the SDS contains all the information required by the Hazardous Products Regulations.

trimethylolpropane trimethacrylate is found on the following regulatory lists

Canada Categorization decisions for all DSL substances

Canada Domestic Substances List (DSL)

diurethane dimethacrylate is found on the following regulatory lists

Canada Non-Domestic Substances List (NDSL)

sodium fluoride is found on the following regulatory lists

Canada Categorization decisions for all DSL substances

Canada Domestic Substances List (DSL)

Canada Toxicological Index Service - Workplace Hazardous Materials Information System - WHMIS GHS

International Agency for Research on Cancer (IARC) - Agents Classified by the IARC Monographs

dibenzoyl peroxide is found on the following regulatory lists

Canada Categorization decisions for all DSL substances

Canada Domestic Substances List (DSL)

International Agency for Research on Cancer (IARC) - Agents Classified by the IARC Monographs

International WHO List of Proposed Occupational Exposure Limit (OEL) Values for Manufactured Nanomaterials (MNMS)

bisphenol A glycidylmethacrylate is found on the following regulatory lists

Canada Categorization decisions for all DSL substances

Canada Domestic Substances List (DSL)

triethylene glycol dimethacrylate is found on the following regulatory lists

Canada Categorization decisions for all DSL substances

Canada Domestic Substances List (DSL)

National Inventory Status

National Inventory	Status
Australia - AIIC / Australia Non-Industrial Use	Yes
Canada - DSL	No (diurethane dimethacrylate)
Canada - NDSL	No (trimethylolpropane trimethacrylate; sodium fluoride; dibenzoyl peroxide; bisphenol A glycidylmethacrylate; triethylene glycol dimethacrylate)
China - IECSC	Yes
Europe - EINEC / ELINCS / NLP	Yes
Japan - ENCS	No (diurethane dimethacrylate)
Korea - KECI	Yes
New Zealand - NZIoC	Yes
Philippines - PICCS	No (diurethane dimethacrylate)
USA - TSCA	Yes
Taiwan - TCSI	Yes
Mexico - INSQ	No (trimethylolpropane trimethacrylate; diurethane dimethacrylate; bisphenol A glycidylmethacrylate)
Vietnam - NCI	No (bisphenol A glycidylmethacrylate)
Russia - FBEPH	No (diurethane dimethacrylate; bisphenol A glycidylmethacrylate)
Legend:	<p>Yes = All CAS declared ingredients are on the inventory</p> <p>No = One or more of the CAS listed ingredients are not on the inventory. These ingredients may be exempt or will require registration.</p>

SECTION 16 Other information

Revision Date	12/04/2022
---------------	------------

Initial Date	17/12/2021
--------------	------------

Other information

Classification of the preparation and its individual components has drawn on official and authoritative sources as well as independent review by the Chemwatch Classification committee using available literature references.

The SDS is a Hazard Communication tool and should be used to assist in the Risk Assessment. Many factors determine whether the reported Hazards are Risks in the workplace or other settings. Risks may be determined by reference to Exposures Scenarios. Scale of use, frequency of use and current or available engineering controls must be considered.

Definitions and abbreviations

PC—TWA: Permissible Concentration-Time Weighted Average
PC—STEL: Permissible Concentration-Short Term Exposure Limit
IARC: International Agency for Research on Cancer
ACGIH: American Conference of Governmental Industrial Hygienists
STEL: Short Term Exposure Limit
TEEL: Temporary Emergency Exposure Limit,
IDLH: Immediately Dangerous to Life or Health Concentrations
ES: Exposure Standard
OSF: Odour Safety Factor
NOAEL :No Observed Adverse Effect Level
LOAEL: Lowest Observed Adverse Effect Level
TLV: Threshold Limit Value
LOD: Limit Of Detection
OTV: Odour Threshold Value
BCF: BioConcentration Factors
BEI: Biological Exposure Index
AII: Australian Inventory of Industrial Chemicals
DSL: Domestic Substances List
NDSL: Non-Domestic Substances List
IECSC: Inventory of Existing Chemical Substance in China
EINECS: European INventory of Existing Commercial chemical Substances
ELINCS: European List of Notified Chemical Substances
NLP: No-Longer Polymers
ENCS: Existing and New Chemical Substances Inventory
KECI: Korea Existing Chemicals Inventory
NZIoC: New Zealand Inventory of Chemicals
PICCS: Philippine Inventory of Chemicals and Chemical Substances
TSCA: Toxic Substances Control Act
TCSI: Taiwan Chemical Substance Inventory
INSQ: Inventario Nacional de Sustancias Químicas
NCI: National Chemical Inventory
FBEPH: Russian Register of Potentially Hazardous Chemical and Biological Substances

Powered by AuthorITe, from Chemwatch.